



# MUD KITCHEN

A great addition to any outdoor area...and it can be as simple as a few pots and pans!

Sorting, mixing materials, fine motor, communication skills, cooperation, compromise, imagination, engagement, purpose, challenges, sensory exploration, properties of materials and who doesn't like to get messy?





# KNOTS

We practised tying different knots and talked about when and why we would need to use this skill.

The children used their new skill to make mobiles and some children chose to explore their knot tying further by making nests in a small tree.





# LEAF PRINTS IN DOUGH

We learnt about the veins of leaves and what they do to help a plant or tree to grow. The children used dough to create prints that showed the leaf veins. It was really fun to do too!



# BUG HUNTING

What is better than a bug hunt? Every week, the children have enjoyed searching for and observing different insects. As well as considering how to carry and use digging tools safely, the children were also careful to place their insects back where they found them, once the session was finished.





# NATURE MOBILES

Working in groups, the children exercised fine motor skills through making nature mobiles. They searched for items they wanted to use, found small twigs to punch a hole in leaves, threaded items on to their string, practised tying knots and created wonderful group projects that we have hung in the tree.



# EXPLORATION




The beauty of learning outdoors is that the children get opportunity to lead their own learning. They can develop, test and evaluate their own ideas.... as well as learn to appreciate nature and take time to 'just be' in natural spaces. The children started making natural debris micro shelters, that is great practise for building bigger shelters later on.



# ENVIRONMENTAL EDUCATION

I feel it is necessary that the children have a developing understanding of how important the natural environment is, its place in our world and our place within it. During our Go Wild sessions, we have spent time talking about how we can look after nature and gave the children practical involvement in wildlife management. This has included; being careful about what and how much of the natural environment we use for our projects, cleaning up after ourselves and litter picking to keep the Go Wild area tidy and free from rubbish. We also made bird feeders to help the wildlife in the coming months and children have been bringing acorns to school, which we know our resident squirrel, Bobby, has been enjoying.

Books we have shared



# CAN YOU SPOT BOBBY THE SQUIRREL?

